



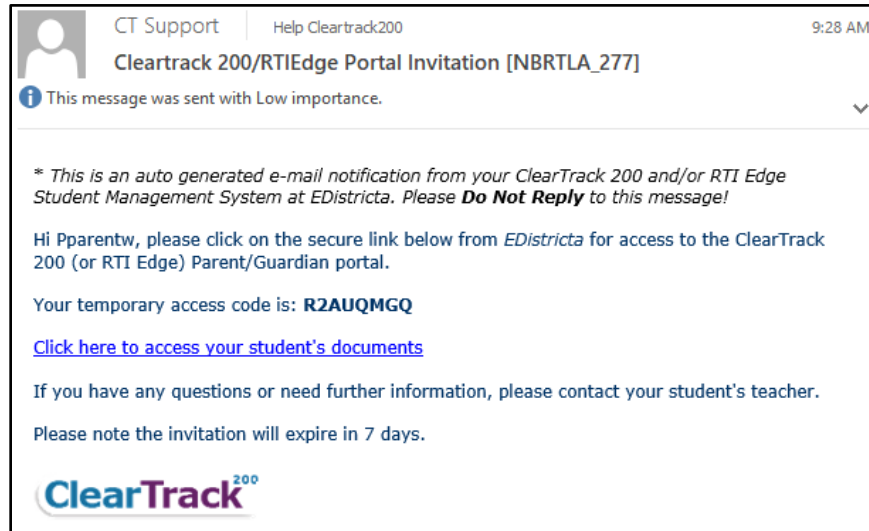
ClearTrack 200 and RTI Edge Parent Portal Help Documentation

Table of Contents

Parent Portal	2
Parent Access and View	2
Signing a document.....	4
New Document Notification.....	5
Security:	7
Portal Invitation Reset email	8


Parent Access and View


Prior to accessing the Parent Portal to view documents relating to your student's Academic Intervention Services (AIS), Response to Intervention Services (RTI) or Special Education Services, an invitation e-mail from the district is required. If you have not received an invitation to access your student documents, please contact your district or student's teacher. Once an e-mail invitation is received with a secure link and temporary access code. The e-mail will look similar to this:



- **Click** the link: [Click here to access your student's documents](#).

The initial invite link will bring you to a Portal Welcome page:


Special Education Management
www.cleartrack200.com


Response to Intervention Management
www.RTIedge.com

Accept access to the Parent Portal

Memorandum of Understanding

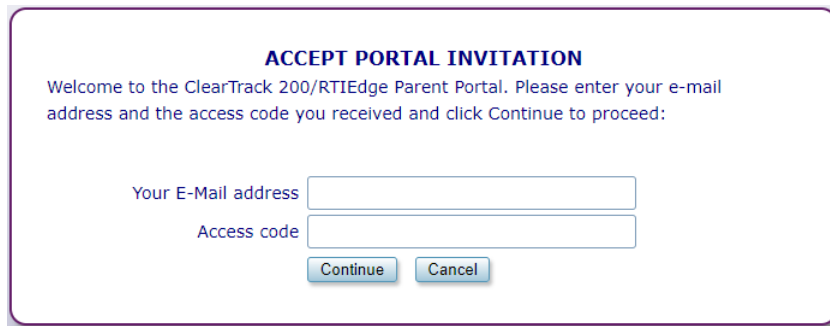
This application contains information that is sensitive in nature. I understand in using it, I am responsible to keep this information confidential. I will properly log off of this system when I am not viewing the data within.

Further, I understand the necessity to view only data on the students for whom
I am the parent/guardian of.

If you do not agree to these terms, please close this window.
If you agree to these terms click the accept button to login.

Accept Invitation

- Enter your **e-mail address** and **temporary access code**. Note: the temporary access will expire after 7 days. If you do not initially login before the expiry time, a new invite e-mail will be needed.
- Contact your district.



ACCEPT PORTAL INVITATION

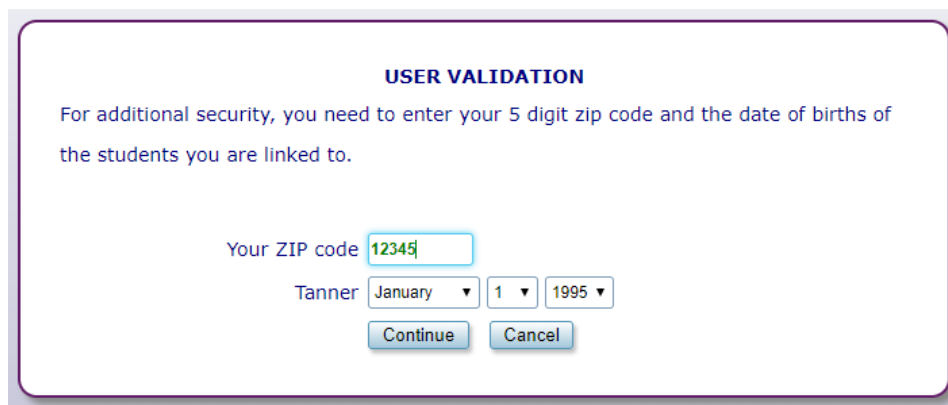
Welcome to the ClearTrack 200/RTIEdge Parent Portal. Please enter your e-mail address and the access code you received and click Continue to proceed:

Your E-Mail address

Access code

A screen displays to validate your access:

- Enter your **5 digit zip code**.
- Enter the **date of birth** for each of **your students**.



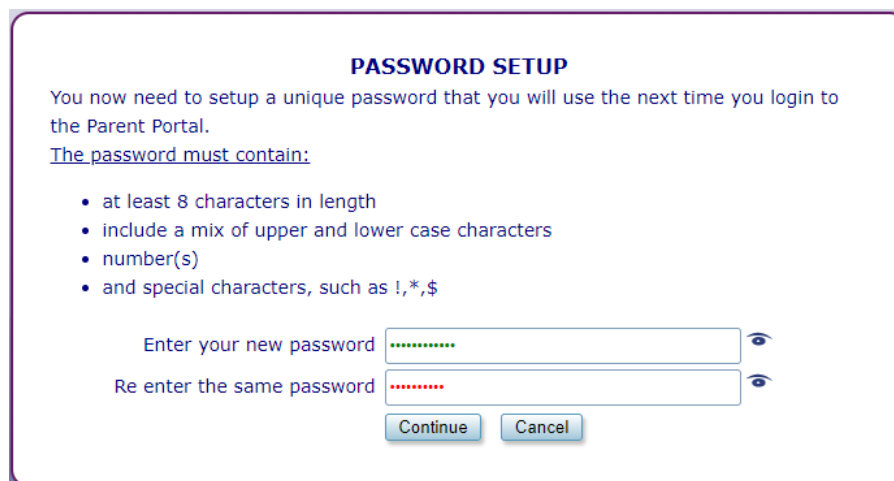
USER VALIDATION

For additional security, you need to enter your 5 digit zip code and the date of births of the students you are linked to.

Your ZIP code

Tanner

- **Create your password**. Note, the required characters for the password. The password will turn green when all required characters have been entered.
- **Reenter** the password just created.
- Click the **Continue** button.



PASSWORD SETUP

You now need to setup a unique password that you will use the next time you login to the Parent Portal.

The password must contain:

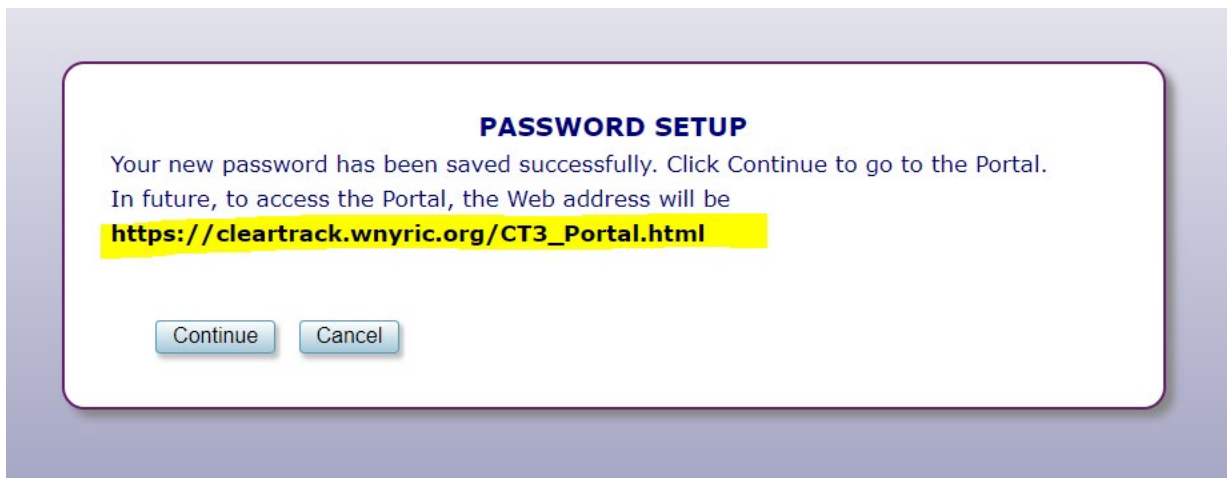
- at least 8 characters in length
- include a mix of upper and lower case characters
- number(s)
- and special characters, such as !,*,,\$

Enter your new password

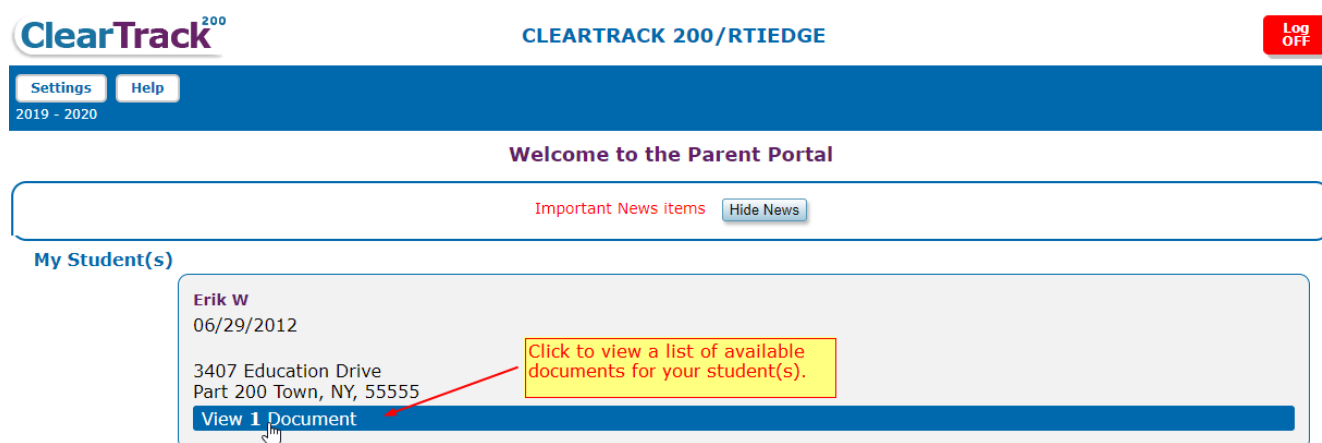
Re enter the same password

A screen displays indicating the password has been successfully setup.

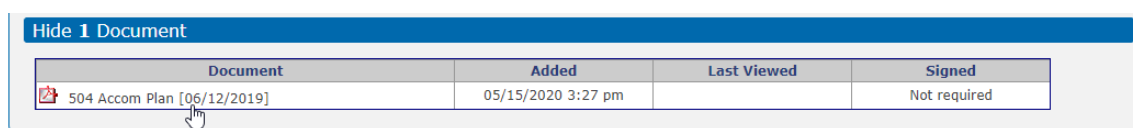
- Click the **Continue** button.



You are now logged into the parent portal. From this view, you are able to see each of your students and any relevant documents for each student.



- **Click** the View Documents to display a list of available documents below the student.
- **Click** on the PDF document. The document will open for viewing.

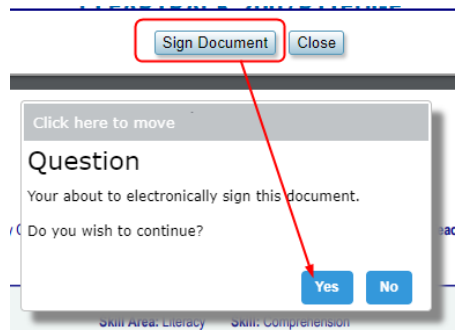


Note: Districts may setup documents that require a signature. If a document requires a signature, that is indicated in red in the signed column.

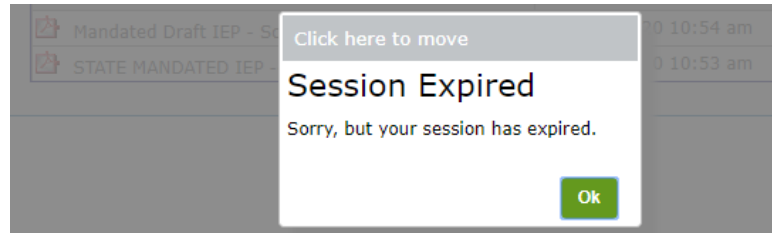
Signing a document

When viewing the document, a Sign Document button displays.

- Click the **Sign Document** button. A message displays that you are about to electronically sign the document and if you want wish to continue. Click **Yes** to sign the document. A date and time is stored indicating the document has been signed and accepted by the parent/guardian/spouse.



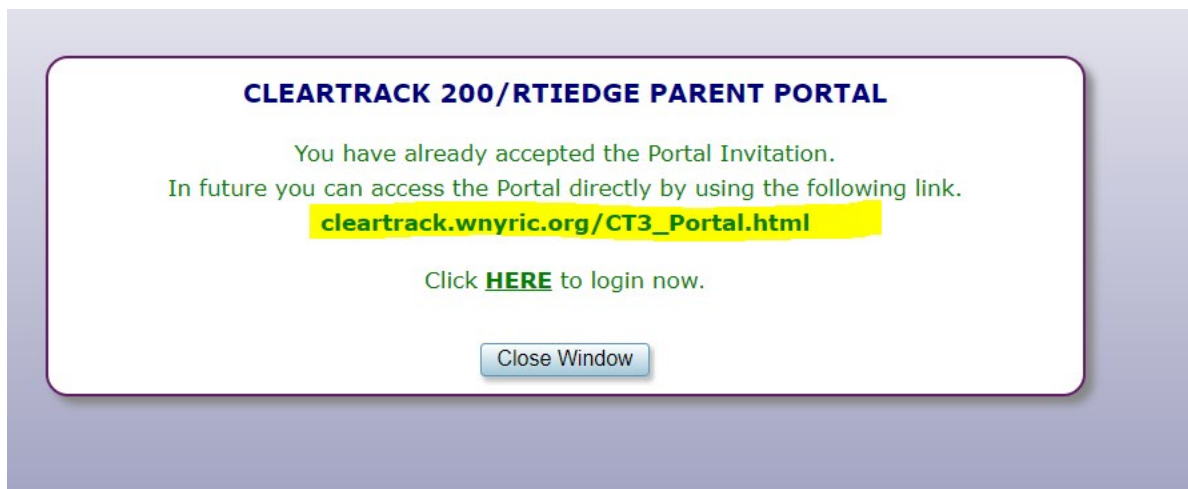
Note: The Portal session will expire after 10 minutes of inactivity.



Once your account is validated and password setup:

If you click the link from the initial invite e-mail after validating your account, this screen displays. The screen displays a message that the portal invitation has already been accepted with the portal link for future reference.

- Click the **Click HERE** link to log back into the portal.



New Document Notification

When a new document is added to the portal, the parent/guardian/spouse will receive a New Document e-mail notification.

Click the link: Click here to access your student documents.

Login to the portal with your e-mail address and password.




CT Support

Help Cleartrack200

10:29 AM

Cleartrack 200/RTIEdge **New Document Notification** [NBRTLA_280]

 This message was sent with Low importance.



** This is an auto generated e-mail notification from your ClearTrack 200 and/or RTI Edge Student Management System at ZDB3 (ME). Please **Do Not Reply** to this message!*

Hi Bparento, you have 1 new student document ready to view. Please click on the secure link below from ZDB3 (ME) to access the ClearTrack 200 (or RTI Edge) Parent/Guardian portal.


[Click here to access your student's documents](#)

If you have any questions or need further information, please contact your student's teacher.




Security

For security, if you enter the incorrect e-mail and or password 3 times, your account will be locked for 1 hour. It is recommended to click the [Forgot Password](#) link before your account is locked. This will generate an account reset and a new invite e-mail will be sent to your e-mail. You will need to revalidate your portal access.

CLEARTRACK 200/RTIEDGE PARENT PORTAL
Welcome. Please enter your e-mail address and password and click Login to proceed:
The account has been locked for 1 hour.
Your E-Mail address
Your password (case sensitive) 
 [Forgot password?](#)

Forgot Password:

If you forget your password, click the [Forgot password](#) link on the portal login.

CLEARTRACK 200/RTIEDGE PARENT PORTAL
Welcome. Please enter your e-mail address and password and click Login to proceed:
Your E-Mail address
Your password (case sensitive) 

- Enter your e-mail address and click the continue button.

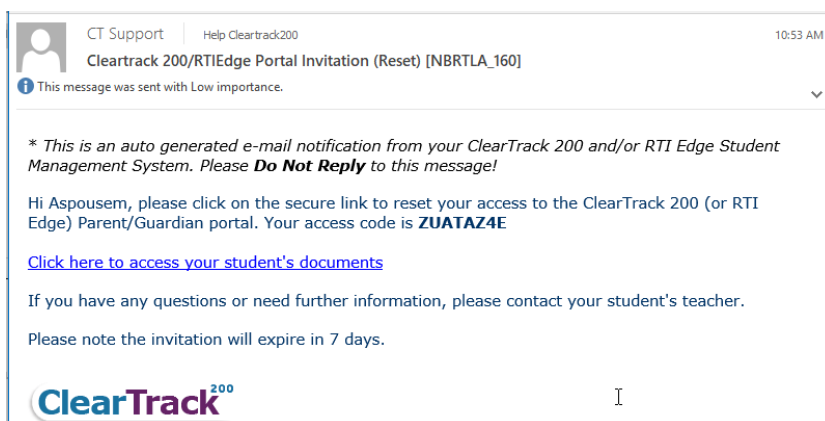
CLEARTRACK 200/RTIEDGE PARENT PORTAL
Forgotten your password? Please enter your e-mail address and click Continue to proceed:
Your E-Mail address

A message will display indicating: a new Portal Invitation will be e-mailed shortly.

CLEARTRACK 200/RTIEDGE PARENT PORTAL
Your access to the Parent/Guardian Portal will now be removed and a new Portal invitation e-mailed to you shortly.

- Check your e-mail for the Portal Invitation (Reset) e-mail.

Portal Invitation Reset email



- Proceed with clicking the link to validate your access and setup a new password.